

CEL-FI™ QUATRA 1000

Enterprise
Cellular
Coverage



Performance
Leadership



Ease of
Install



Leaders
in Value



Fast
Setup



Carrier Grade
Approved

Single-Carrier Hybrid Active DAS for 3G/4G/5G Voice and Data


Spotty cellular coverage, poor voice quality, dropped calls, and dead zones continue to plague employees and visitors in middlerise buildings. To solve that problem, Cel-Fi QUATRA 1000 is an affordable, all-digital active DAS hybrid solution that provides uniform, high quality cellular signal throughout any building. This industry-leading system is also carrier approved and guaranteed network safe.

Unlike older analog boosters and passive DAS technology, Cel-Fi QUATRA delivers a cellular signal that is up to 1000x stronger. The system utilizes Cat5e cabling for RF and Power over Ethernet, with no signal attenuation to the Coverage Unit (CU) embedded service antennas. In addition to being the most powerful solution on the market, QUATRA is cost-effective and designed to be installed within days (compared to months typical of other solutions).

Perfect for creating the ideal system, Cel-Fi QUATRA 1000 is scalable to fit buildings of all sizes. Depending on the environment, size, and space, the system utilizes one or multiple Network Units (NUs), with each one providing power and distributing signal to up to four CUs. Together, the NUs and CUs support a single operator.

IntelliBoost™ Chipset

The Nextivity IntelliBoost™ baseband processor is the first six-core processor designed specifically to optimize the indoor transmission and reception of 3G/4G/5G wireless signals. With advanced filtering, equalization and echo-cancellation techniques, Nextivity has developed an architecture which delivers unprecedented in-building data rates and pervasive 3G/4G/5G connectivity. The IntelliBoost processor ensures that Cel-Fi products never negatively impact the macro network while providing maximum coverage.



Network Unit
(NU)

Coverage Unit
(CU)



Highest Coverage Gain:

Up to 100 dB Max Gain for
3G/4G/5G Voice and Data



All Digital:

Cat5e PoE/RFoE Solution



Scalable:

Up to 50,000 ft² Coverage per
Network Unit



Multi Mode:

Off-Air or SuperCell Mode
with Fiber Expansion



Network Safe:

Carrier-Approved with No
Noise Guaranty



Cel-Fi WAVE Platform:

Setup, Remote Monitoring,
and Management

Cel-Fi QUATRA is designed to be scalable for installers.

CEL-FI WAVE COMPATIBILITY

Providing control and optimization insight, the Cel-Fi WAVE Portal is web-based platform that enables an operator or integrator to remotely monitor equipment and system KPI's, such as channel configurations, RSRP, RSRQ, SINR, and system gains.

NETWORK SAFE

All Cel-Fi systems employ self-organizing edge intelligence to constantly monitor power levels and donor-to-server antenna RF feedback with active echo cancellation. This automatically ensures maximum coverage power without interfering with operator networks and other local radio systems.

OFF-AIR CONFIGURATION

QUATRA systems are capable of retransmitting donor signals from outdoor directional antennas to indoor locations. Unlike typical BDA amplifiers, each operator channel is individually processed and power controlled to achieve full coverage power. This eliminates channel-to-channel coverage power variations due to differences in power of donor signals.

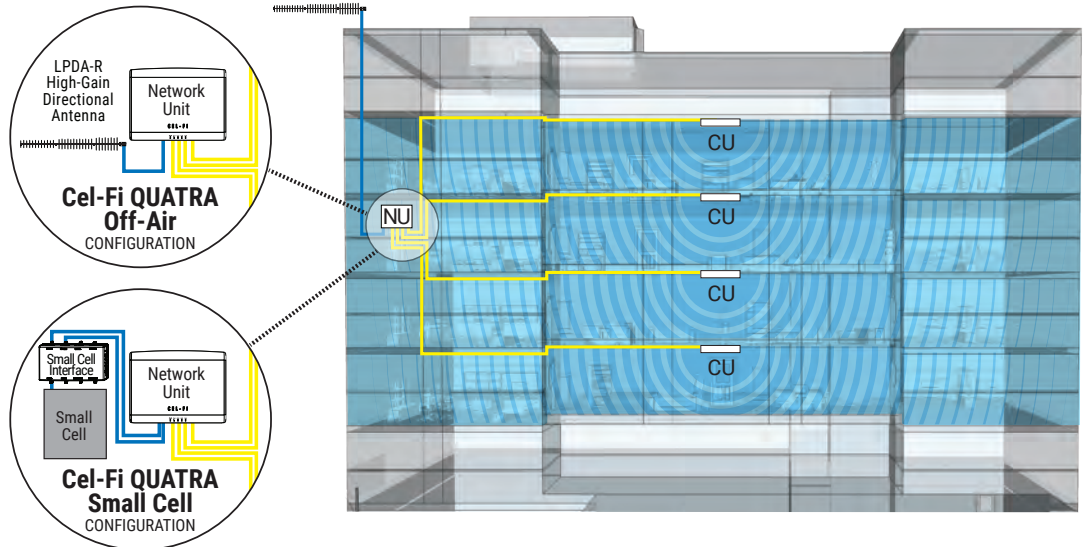
SUPERCELL® CONFIGURATION




A Supercell is comprised of a Cel-Fi QUATRA system connected to a small cell. Multiple Cel-Fi QUATRA systems can be connected to a single small cell, or multiple small cells, to form a Supercell. A Supercell with Cel-Fi QUATRA is more efficient than multiple small cells, and the CUs of a Cel-Fi QUATRA system connected to a Supercell do not interfere with one another.



FIBER EXTENSION

Expanding the capabilities of Cel-Fi QUATRA systems, the Cel-Fi QUATRA Fiber Range Extender increases the distance between the Network Unit and Coverage Unit up to 2.0 km (1.24 miles). This solution is ideal for high-rise structures, long distances, or multi-building facilities.

Model Numbers	Bands Supported
NU: Q34-Series NU	
Q34-2/12/14/66NU_EXA	2/4/12/14
Q34-3/5/7/28NU_EXA	3/5/7/28
Q34-1/3/8/20NU_EXA	1/3/8/20
Q34-2/5/12/66NU_EXA	2/4/5/12
Q34-2/5/13/66NU_EXA	2/4/5/13
Q34-1/3/7/8NU_EXA	1/3/7/8
Q34-1/7/8/20NU_EXA	1/7/8/20
CU: Q34-Series CU	
Q34-2/12/14/66CU_EXA	2/4/12/14
Q34-3/5/7/28CU_EXA	3/5/7/28
Q34-1/3/8/20CU_EXA	1/3/8/20
Q34-2/5/12/66CU_EXA	2/4/5/12
Q34-2/5/13/66CU_EXA	2/4/5/13
Q34-1/3/7/8CU_EXA	1/3/7/8
Q34-1/7/8/20CU_EXA	1/7/8/20



ASSESSORIES:		
Cel-Fi QUATRA 1000/2000 Range Extender 	Cel-Fi QUATRA Fiber Range Extender 	Cel-Fi QUATRA 1000 Small Cell Interface 

ANTENNAS:	
Cel-Fi LPDA-R High-Gain Directional Antenna 	Cel-Fi Indoor Omni Dome Antenna 

SOFTWARE:
Cel-Fi WAVE Management Portal  cel-fi.com/software

brief_q1000_21-0722